

Porta-King structural steel mezzanines are an economical and easy way to create additional floor space without the hassle and expense of new construction costs.

### Strong and Attractive

Gusseted Type 3 or Fully Restrained Type 1 beam to column connection provides superior performance over other prefabricated mezzanine designs.




Partially Restrained Connection



Full Moment Connection


- Our mezzanine's factory welded stair design provides a stronger stair than field bolted designs.
- Porta-King Building Systems guard rails are also factory welded "**panelized design**" for superior strength and ease of installation.
- All structural components are coated with an extremely durable polyurethane acrylic enamel to meet the harshest requirements, ensuring a mezzanine that will operate at a low maintenance threshold and serve for years.

### Porta-King Building Systems Mezzanine Colors



Standard Gray


Optional Colors Available at No Additional Cost



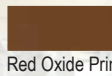
Black



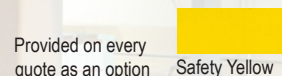
Blue



Beige



Red Oxide Primer



Provided on every quote as an option for stair rails and guard rails

Safety Yellow

### Economic

- Porta-King Building Systems modular mezzanine design costs less than conventional construction and qualifies for accelerated depreciation for faster investment return.
- All mezzanines are IBC compliant and designed in-house to eliminate construction delays and the added cost associated with outsourced architectural services.
- Faster installation means less down time in the area of construction so you and your team get back to work much faster than would be possible with conventional construction.

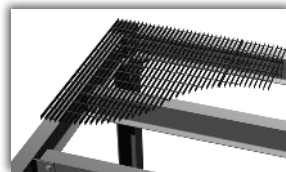
### Fast

Project completion for a Porta-King Building Systems modular mezzanine system versus conventional construction is shorter for various reasons such as:

- Unlike many of our competitors all of our connecting hardware is pre-welded onto the structural components prior to shipping. This can reduce installation time by as much as 40% faster than a competitor's systems or conventional weld in-place mezzanines of comparable size.
- In-house, code complaint design support dramatically compresses construction schedule versus extended time lines associated with traditional construction projects.

### Flexible

- We offer free design assistance so that your Porta-King mezzanine will match the unique design requirements of your individual projects.
- We can install our products anywhere in North America
- Our time tested durable construction features ensure our mezzanines provide years of trouble free service.
- Porta-King Building Systems integration between mezzanines and modular buildings insures proper fit and function between both products.
- Multiple gate options are available to enable quick easy access to move materials from the ground below to the mezzanine deck.
- Porta-King Building Systems provides mezzanines with a variety of decking options to meet your specific requirements.



Bar grate




OSB and roof deck



Checker plate on OSB and roof deck



Tred-eXtra gray and roof deck



Concrete and roof deck



Checker plate and roof deck

**Our unique construction features, developed over 40 plus years of manufacturing, create a superior finished product.**

4133 Shoreline Drive  
St. Louis, Missouri 63045  
[www.portaking.com](http://www.portaking.com)  
[info@portaking.com](mailto:info@portaking.com)  
1-800-284-5346

1. Mezzanines can be seamlessly integrated with our modular offices to create clean and quiet new work environments over busy plant floor operations.

2. This exterior mezzanine platform included a 6' wide removable gate to enable easier transfer of equipment to and from delivery trucks.

3. Mezzanines are a highly economical way to create additional floor space for storage, manufacturing in comparison to the cost of a new building or building addition.

4. Mezzanines can be used to construct cross over bridges like this to create safe pathways over conveyors or other obstructions.

5. The heavy-duty structural steel components we utilize in our mezzanines make them ideal for use as equipment assembly platforms or other manufacturing processes that involve supporting extra heavy loads.

6. Custom designed mezzanines can be created to address unique applications like this work platform that bridges a conveyor line to enable employee access to difficult to reach areas for equipment maintenance.

7. The superior design of our beam to column connections ensures that extra tall mezzanines remain stable even when loaded to their full design capacity.

8. This fall protection platform includes a caged ship ladder that enables facility personnel to access important monitoring equipment located 30' above the ground.



1



5



2




6



3



7



4



8